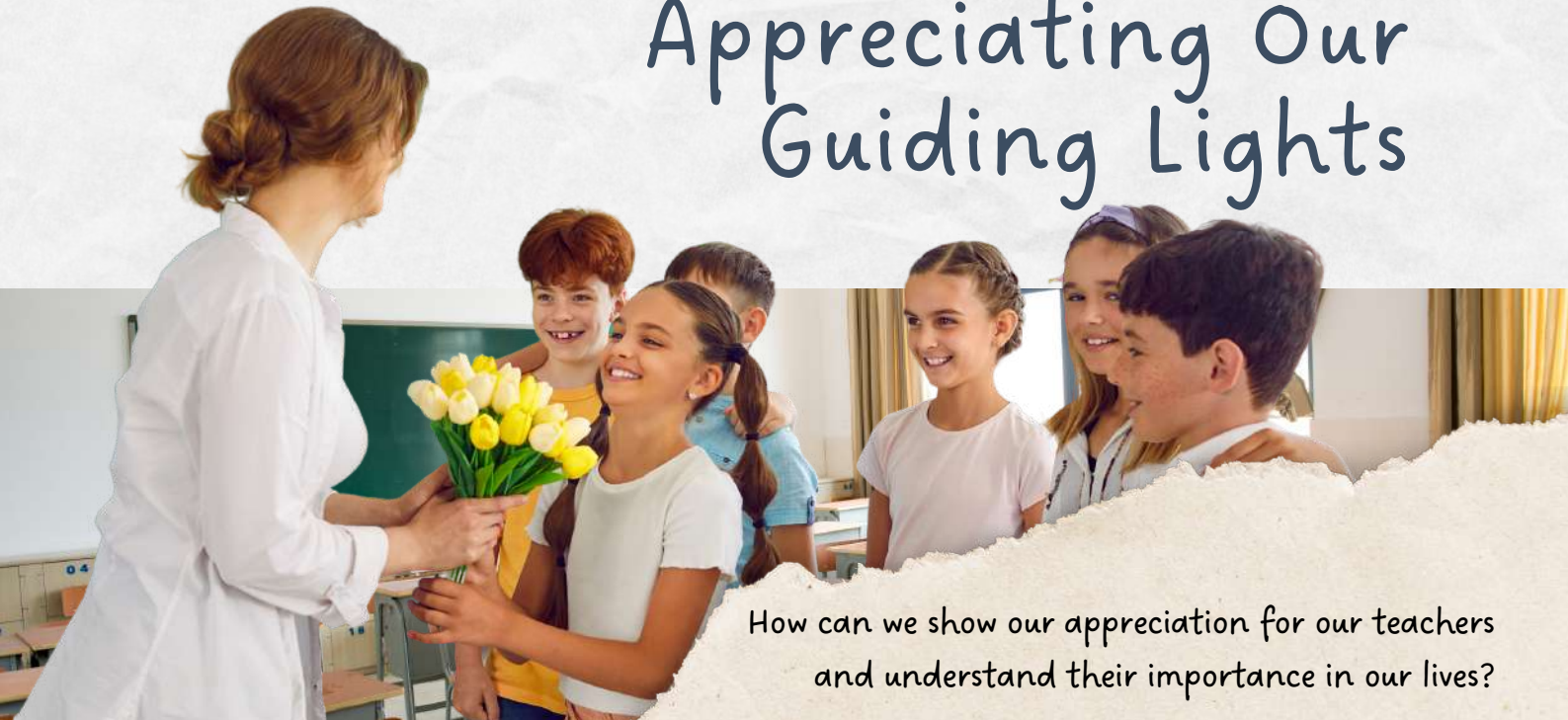


Appreciating Our Guiding Lights



How can we show our appreciation for our teachers and understand their importance in our lives?

Cognitive

- Understand the importance of showing appreciation to teachers.
- Reflect on your own experiences in showing appreciation to your teachers.
- Create an impressive appreciation your teacher.

Language Competence

- Learn to use new vocabulary related to appreciation and education.
- Enhance presentation and collaboration skills.

1 Engage



A Watch the video and answer the questions below.

- Who was the old man in the video?*
- What did the pilot and his colleagues do in the video?*
- Why did they do that?*
- How was the man feeling?*
- Do you think the instructor in the video was important to the pilots?*
- What do you think about the pilots' actions?*

B In groups, solve the trivia to uncover the hidden question.




How to play?

1. Scan the code using your device.
2. Open each question.
3. Enter the answer in the provided box.
4. Keep going until you solve all four questions.
5. Finally, read out the hidden question.

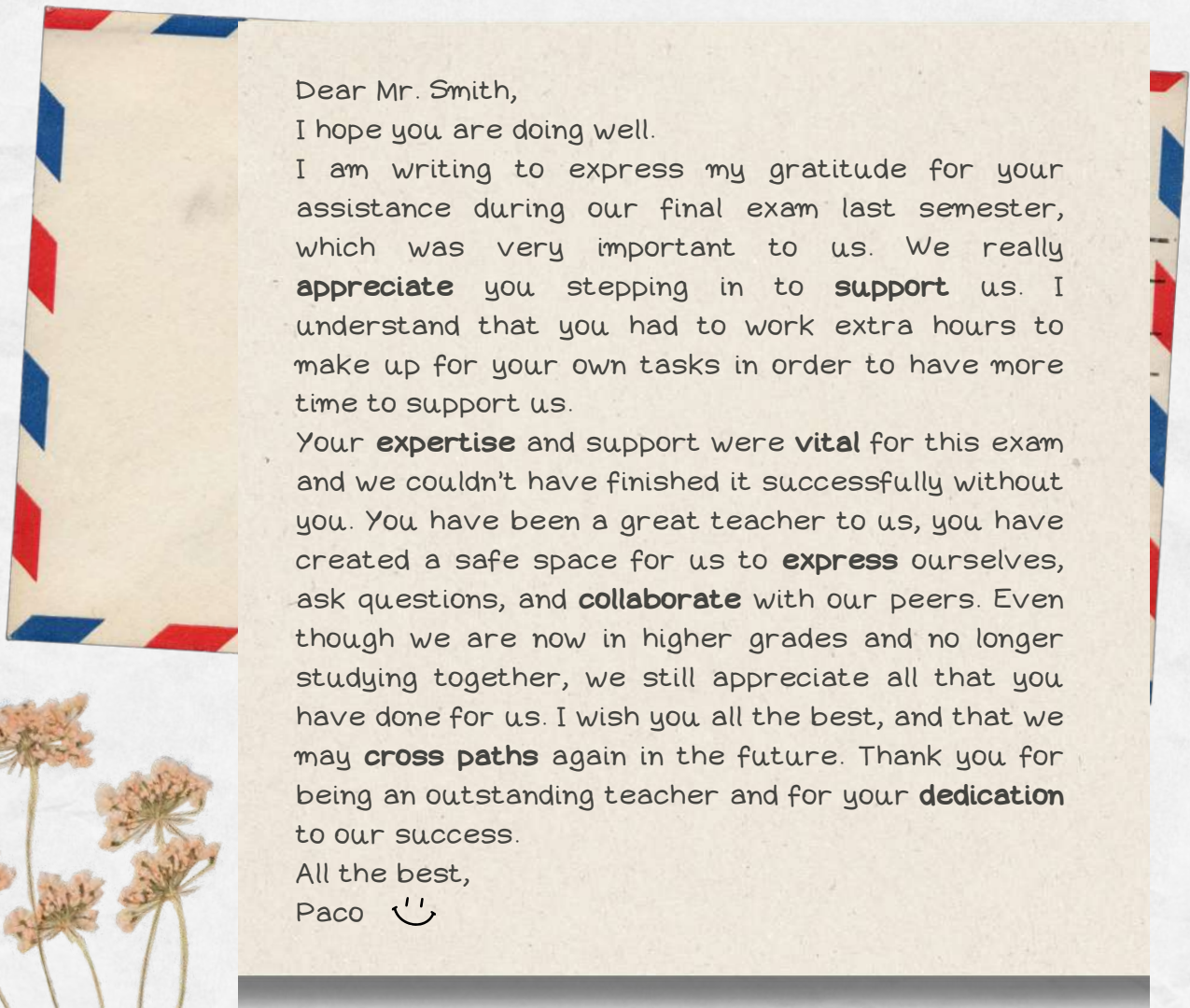
The hidden question is:

2 Explore

A  In groups, discuss the hidden question and come up with three ideas to show your appreciation to your teachers.

- 1.....
- 2.....
- 3.....

B In groups, read the letter and discuss the questions that follow.




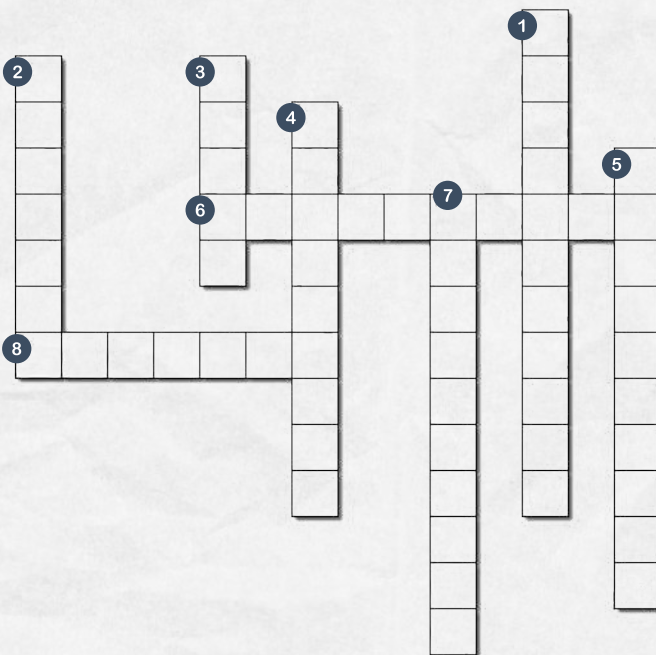
Dear Mr. Smith,
I hope you are doing well.
I am writing to express my gratitude for your assistance during our final exam last semester, which was very important to us. We really **appreciate** you stepping in to **support** us. I understand that you had to work extra hours to make up for your own tasks in order to have more time to support us.
Your **expertise** and support were **vital** for this exam and we couldn't have finished it successfully without you. You have been a great teacher to us, you have created a safe space for us to **express** ourselves, ask questions, and **collaborate** with our peers. Even though we are now in higher grades and no longer studying together, we still appreciate all that you have done for us. I wish you all the best, and that we may **cross paths** again in the future. Thank you for being an outstanding teacher and for your **dedication** to our success.
All the best,
Paco 😊

Questions:

- a) What is the main purpose of this letter?
- b) How did Mr. Smith support the students during the final exam?
- c) How did Mr. Smith create a positive learning environment for the students?
- d) Why do the students still appreciate Mr. Smith even though they are no longer studying together?

3 Explain

A  In groups, read the definitions and complete the crossword puzzle using the words in bold in the letter.



→ Across

- 6. to recognize the good qualities of somebody/something
- 8. to give or be ready to give help to somebody if they need it

↓ Down

- 1. to work with someone else for a special purpose
- 2. to show a feeling, opinion, or fact
- 3. necessary or essential in order for something to succeed or exist
- 4. a high level of knowledge or skill
- 5. the hard work and effort that somebody puts into an activity or a purpose because they think it is important
- 7. to meet someone, especially by chance

B Fill in the blanks with the correct word from the list.

Words

appreciate (v)
 support (v)
 expertise (n)
 vital (a)
 express (v)
 collaborate (v)
 cross path (phr.)
 dedication (n)

Glossary

(a): adjective
 (n): noun
 (v): verb

1. How does the school _____ students who are struggling academically?
2. At the crowded airport, we were surprised to _____ with our old childhood friend whom we hadn't seen in years.
3. Good nutrition is _____ for maintaining a healthy lifestyle.
4. Do you _____ your teachers for their guidance?
5. The artist used colors to _____ their emotions in the painting.
6. The success of the project was a result of the team's _____ and hard work.
7. John's _____ in computer programming helped solve the technical issue.
8. Students were encouraged to _____ with their peers on the group assignment.

4 Elaborate

A  **Think-pair-share: Discuss the question below.**

Think about a teacher who had the most impact and earned your deepest appreciation? Which teacher left the most lasting impression on you? Explain why.

B **Think of an impressive way to show appreciation to the teacher. Why do you want to do so? What message do you want to send? Take notes of your ideas.**

.....

.....

.....

.....

C **Pair work: Tell your friend about your plan to show appreciation to your teacher.**

Hey, do you get any ideas on how we can show our teacher some appreciation?

I think I'll make a handmade card and gather messages from other students to make it really special.



5 Evaluate

A What have you learned today? Check the list.



- Understand why we should show appreciation to our teachers.
- Learn new vocabulary related to appreciation and education.
- Create an impressive way to appreciate your impressive teacher
-
-

B Write a 100-word passage about the importance of teachers in our lives. What if there were no teachers?

.....

.....

.....

.....

.....

.....

.....

.....

.....

.....

